
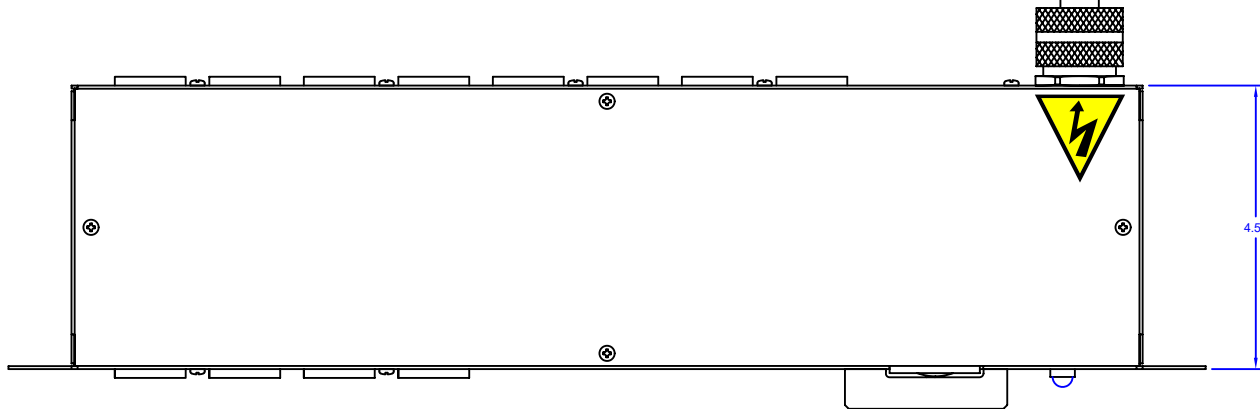
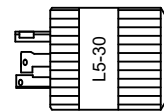
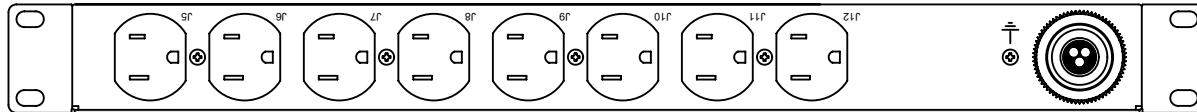
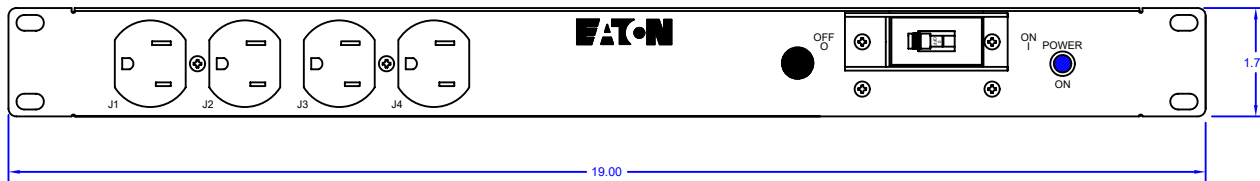


LTR	ECO No.	REVISION	DR	CK	AP	DATE
A	N/A	CAD DRAWING	R.S.			11/13/90
B	5425	ADD 2-P.SGLE SW 15 AMP CB		GH		01/28/99
C	NONE	SWITCH GUARD ADDED	J.O			13 MAY 99
D	NONE	ADD HOLE PLUG	GH			05/18/99
E	NONE	CHANGED BORDER	C.L			07/25/00
F	6443	ADDED CB KICK GUARD	C.L	DK		31 JULY 01
G	6940	UPDATE TO LISTED BREAKER	JK			04/08/02
H	8423	ADD HOLE PLUG	J.O			19 FEB 07
J	012126	CHG NOTES & ADD GND SCREW	LS			13 DEC 10



1. RACK MOUNTED STEEL CHASSIS GOLD ZINC PLATED  
19.00 WIDE STANDARD RACK MOUNTING  
1.72" HIGH  
4.50" DEEP  
NOTE: CHASSIS SUPPORT BRACKETS OR SLIDES ARE REQUIRED
2. INPUT: 120 VAC 24AMP SINGLE PHASE, 50/60 HZ.  
POWER CABLE: 15FT; 10/3 SOOW CABLE WITH NEMA L5-30 PLUG
3. OUTPUT: 120VAC 12AMP AT TWELVE NEMA 5-15 RECEPTACLES
4. CIRCUIT BREAKER: U.L. LISTED 2 POLE 15 AMP  
ONE POLE FOR RECEPTACLES J1-J6;  
ONE POLE FOR RECEPTACLES J7-J12;
5. FILTER: NONE
6. INDICATOR LIGHTS: 1 BLUE, ON WHEN CIRCUIT BREAKER IS ON
7. SPIKE/SURGE SUPPRESSION: LINE TO NEUTRAL
8. UL/cUL LISTED PRODUCT



EATON APPROVAL \_\_\_\_\_ DATE \_\_\_\_\_

<b>EATON</b> 9650 Jercosmo Road, Irvine, California 92618 Phone (949) 452-9500 www.epdu.com		THE INFORMATION AND DESIGN DISCLOSED HEREIN WAS ORIGINATED BY AND IS THE PROPERTY OF EATON CORPORATION. EATON CORPORATION RESERVES ALL PATENT, PROPRIETARY, DESIGN, MANUFACTURING, REPRODUCTION, USE AND SALE RIGHTS THEREIN, AND TO ANY ARTICLE DISCLOSED THEREIN, EXCEPT TO THE EXTENT RIGHTS ARE EXPRESSLY GRANTED TO OTHERS. THE FOREGOING DOES NOT APPLY TO VENDOR PROPRIETARY PARTS. COPYRIGHT 2010 EATON CORP.	
DIMENSIONS IN INCHES DECIMALS ANGLES .XXX .000 .015 .03125 .0625 .125 .25 .5 .75 1.0 1.5 2.0 3.0 4.0 5.0 6.0 7.0 8.0 9.0 10.0 12.0 15.0 20.0 25.0 30.0 36.0 48.0 60.0 72.0 96.0 120.0 144.0 180.0 216.0 240.0 288.0 360.0	TOLERANCES: .XXX .000 .015 .03125 .0625 .125 .25 .5 .75 1.0 1.5 2.0 3.0 4.0 5.0 6.0 7.0 8.0 9.0 10.0 12.0 15.0 20.0 25.0 30.0 36.0 48.0 60.0 72.0 96.0 120.0 144.0 180.0 216.0 240.0 288.0 360.0	TITLE: ENGINEERING DRAWING FOR TPC12-C ASSY 1453	DRAWN BY: JK CHECKED: JK DATE: 11/13/90 SHEET: 1 OF 1 CAGE CODE 31795
9650 Jercosmo Road, Irvine, California 92618 Phone (949) 452-9500 www.epdu.com		TPC_12_C_1453_ME.DWG TPC_12_C_1453_ME	